

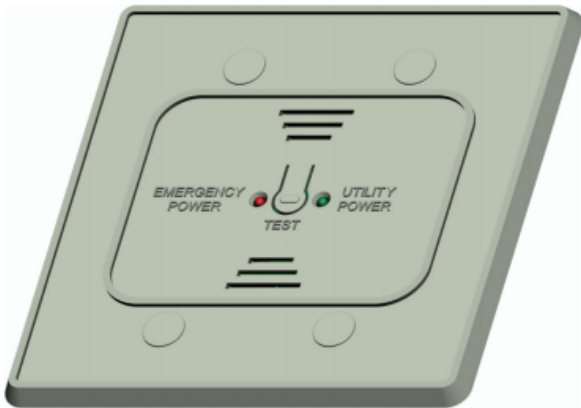
LUT-SHUNT

Shunt Relay Line Voltage Switching or Dimming Applications (SPDT)

Project:

Model No.:

Comments:



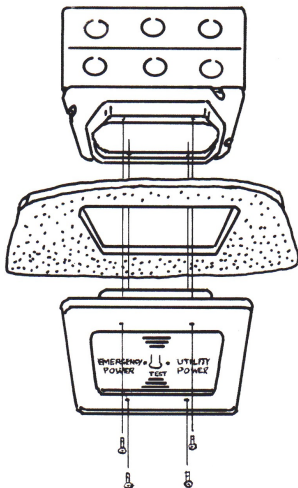
APPLICATION

LVS is proud to announce its latest addition to the popular RRU Shunt Line. The LUT-SHUNT includes a 20A rated high voltage Form C (N/O+N/C) relay and is UL924 Listed for emergency lighting control applications.

The LUT-SHUNT can bypass a line voltage switch or dimmer, ensuring that an emergency fixture illuminates at full brightness during a utility power interruption.

Its small size makes it ideal for junction box mounting in wireless or other modern lighting control systems. An integral test switch and LED allow for quick testing and verification of proper function.

MOUNTING



LED COMPATIBLE



UL924 LISTED



WARRANTY

FEATURES

The powerful LUT-SHUNT includes:

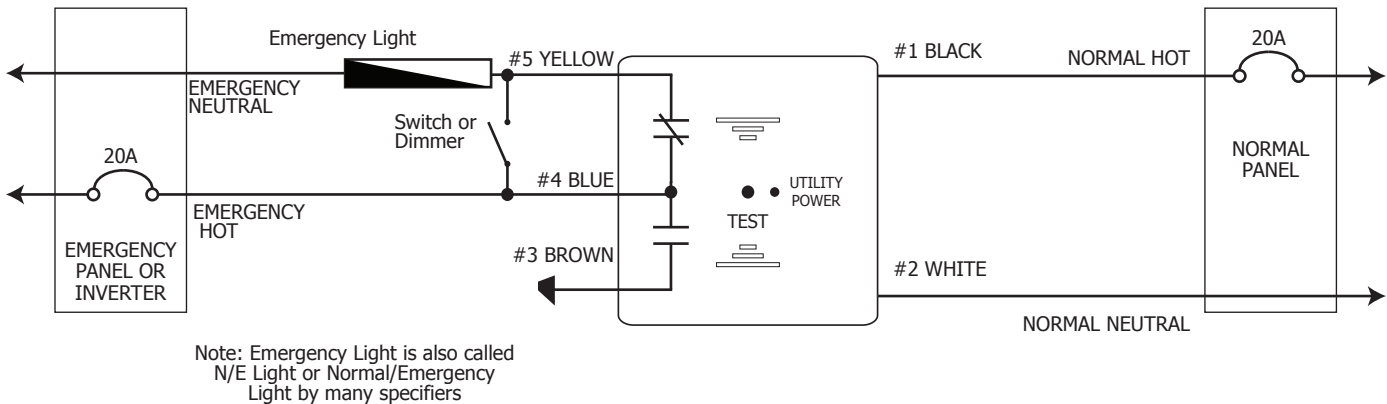
- 20A Rated N/O & N/C
Used for bypassing line voltage switching, occupancy sensors or dimmers. Also used as dry contact to signal relay panels or BMS systems or utility power interruption
- Integral test switch and green utility power indicator
- UL924 Listed

Gary Gilgur
EM Supply LLC



(973) 650-0853
Sales@EM-Supply.com
www.EM-Supply.com

WIRING DIAGRAM



SPECIFICATIONS

E L E C T R I C A L	MODEL NO.	LUT-SHUNT
	SENSING INPUT	120V - 277V
	LOAD RATING	120V - 277V (20A)
	BALLAST LOAD RATING	20A (120-277V) (Contact #1)
	INCANDESCENT LOAD	1200W (120V) / 1500W (277V)
	WARRANTY	5 Year Replacement Warranty
	LOAD	Contact #1 20A (120-277V)

M E C H A N I C A L	MOUNTING	4-11/16" Junction Box w/ double gang plaster ring
	RATING	UL94V-0A
	SHIPPING WEIGHT / COLOR	12 oz. / White
	TEMPERATURE	32°F - 140°F (0°C - 60°C)
	SIZE	5" x 5" x 0.2" (W x H x D flush cover) 3.5" x 2.75" x 1.5" (W x H x D body)

ORDERING INFORMATION

LUT-SHUNT

ADDITIONAL RESOURCES

- Installation Sheet
- FAQ Sheet
- Alternative Wiring Sheet
- Terms & Conditions/Warranty Information